



TREMCO[®]
ROOFING & BUILDING MAINTENANCE

TREMCO


TremPly[®]
TPO SINGLE PLY ROOF SYSTEMS

Why TremPly Single Ply Systems?

Our new TremPly TPO family features three variations of the product; Standard, Max, and Fleece-back and is available in white, tan, or gray. Ordering is simple and offers immediate availability for faster shipment and a one-week lead time from order entry to project site.

TremPly TPO membranes are durable, offer excellent UV protection, and their reflectivity can help lower a facility's energy use. They can be applied in either hot or cold adhesives, and used with additional roofing plies to create a "hybrid" roofing system. Used in a multi-ply configuration for waterproofing and/or a root barrier, our single ply membranes are an excellent choice for vegetated roofing systems.

TremPly TPO When You Need It:
Forget the hassle of waiting around for your material order to show up. Plan your installation schedule around your order with on-demand availability. Most orders are shipped to a job site in as little as one week!



TremPly Max, Standard, and Fleece-back TPO Roof Systems

TremPly TPO

Our TremPly TPO roof system offers excellent performance at a great value. TremPly TPO is perfect for your new construction or re-roofing projects. It offers exceptional seam strength and puncture resistance, outstanding long-term weathering and is easy to install. TremPly TPO is available in 45, 60, and 80 mil membranes.


TremPly Max TPO

This system provides advanced protection against heat aging and UV degradation, offering premium performance over standard single ply membranes; it also qualifies as a solar-ready roof membrane. TremPly Max TPO is available in 50, 60, 70, and 80mil membranes.

TremPly TPO & TremPly Max TPO Fleece-back

Our TPO Fleece-back systems offer an alternative to roof tear-off helping you avoid added expenses while still offering installation flexibility that includes mechanically attached, mopped in hot asphalt, or fully adhered with low-rise foam adhesives. TremPly TPO Fleece-back systems are available in both Max and Standard with membranes ranging from 45 to 80 mil.

TremPly TPO Colors



TremPly TPO Accessories

TremPly TPO's product line also features innovative TPO accessories designed to help save time and labor expenses. The pre-fabricated accessories are easy to install, help reduce wasted material, and eliminate the need to design a workaround for drains, flashing strips, corners, etc. A full list of accessories are listed on page 7 and found on www.tremcoroofing.com.

Mechanically Attached

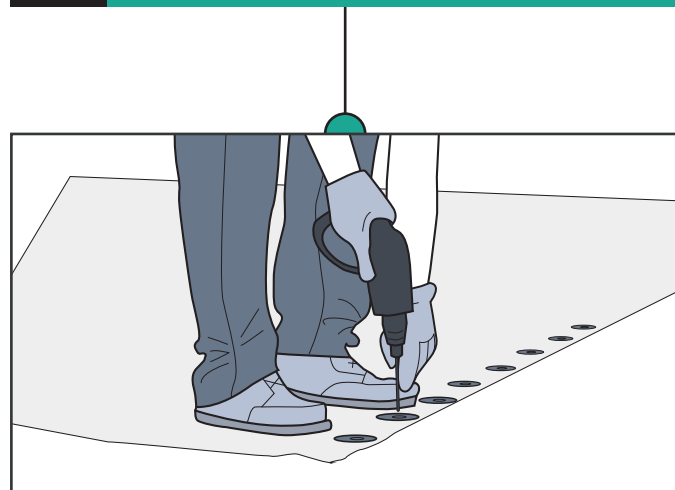
TremPly TPO systems can be installed with fasteners in mechanically-attached configurations, providing a finished project that looks great and offers several benefits, including:

- The quickest way to install TPO systems
- Reliability, durability and cost-effectiveness
- Most proven method of installation
- Ideal for occupied spaces and is odor-free
- Can be installed at widely varying temperatures

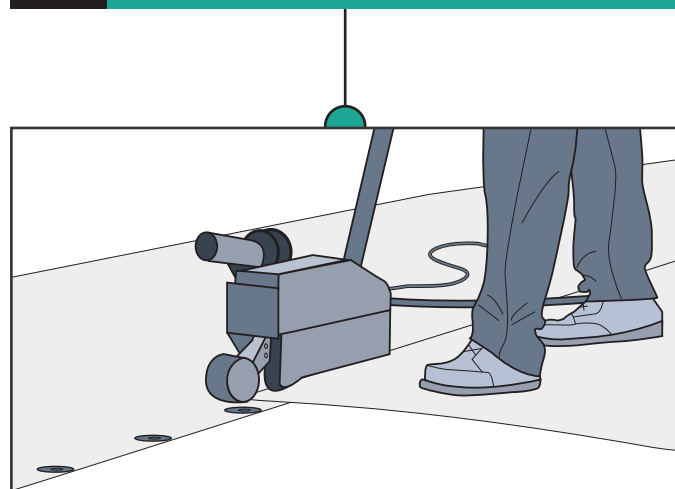
Refer to specifications for fastener spacing. Perimeter width is based on building height and dimension. Refer to FM 1-29 for perimeter width calculation. Width of perimeter treatment shall be 10% of the building's narrowest width or 40% of the building eave height, whichever dimension is least. Tremco requires minimum 2 half width perimeter sheets.




STEP 1 Insulation is fastened to the deck



STEP 2 TremPly TPO is fastened at the seam

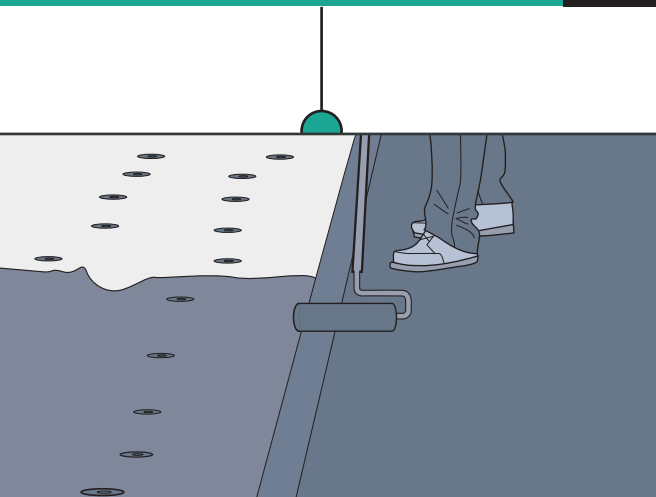


STEP 3 Seams are welded



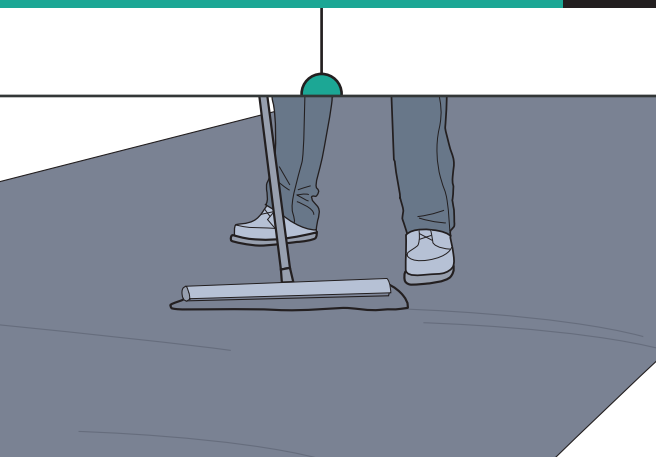
Insulation is fastened to the deck

1 STEP



TremPly TPO Adhesive is rolled on both the substrate and membrane; allow time to flash off

2 STEP



Membrane is welded at the seams and broomed in

3 STEP

Fully Adhered with TremPly Bonding Adhesive

All TremPly TPO systems can be installed with TremPly Bonding Adhesive, providing a finished project that looks great and offers several benefits including:

- Advanced wind uplift ratings
- Smooth, visually appealing surface
- Proven method of installation, reducing time and labor expenses
- Reduces thermal drift and acts as a vapor barrier

Recommended Bonding Adhesives

- TremPly TPO Bonding Adhesive
- TremPly TPO Bonding Adhesive LV3
- TremPly TPO LV Bonding Adhesive
- TremPly TPO WB Bonding Adhesive

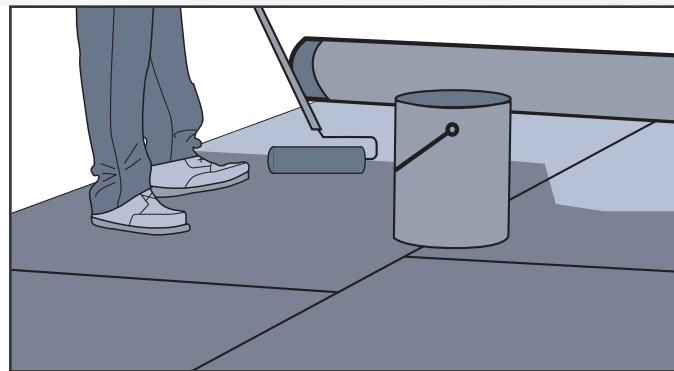


Fully Adhered Fleece-back


TremPly TPO Fleece-back can be installed with TremPly TPO WB Bonding Adhesive. The finished project looks terrific, and your customer and you will see such benefits as:

- Quick installation
- A great choice for occupied spaces, with little to no odor
- Proven method of installation, reducing time and labor expenses
- Increased puncture resistance
- Excellent wind uplift ratings
- Smooth, visually appealing appearance
- Reduces thermal drift and acts as a vapor barrier

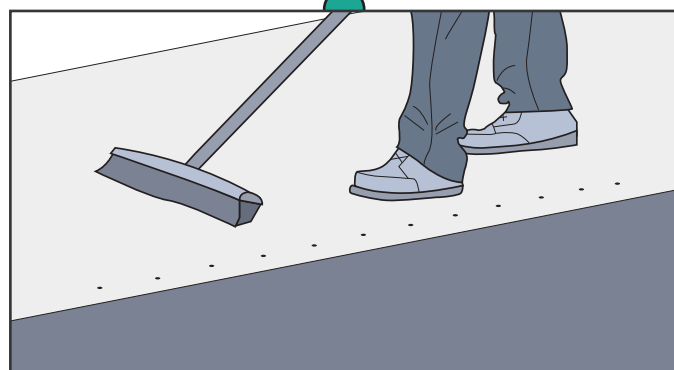
Note – Substrate, membrane, and outside temperatures must be 40°F (4.4°C) and rising. Application temperatures above 50°F (10°C) are recommended to allow easier adhesive application.




STEP 1 TremPly TPO WB Bonding Adhesive is applied directly to the deck



STEP 2 Membrane is rolled into adhesive while still wet

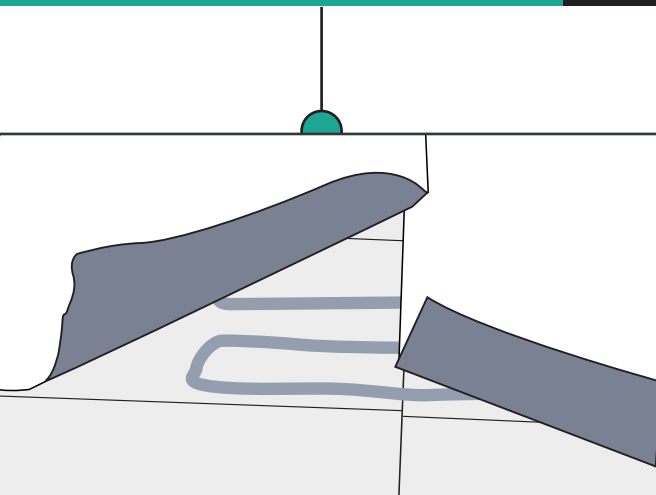


STEP 3 Seams are welded and broomed in



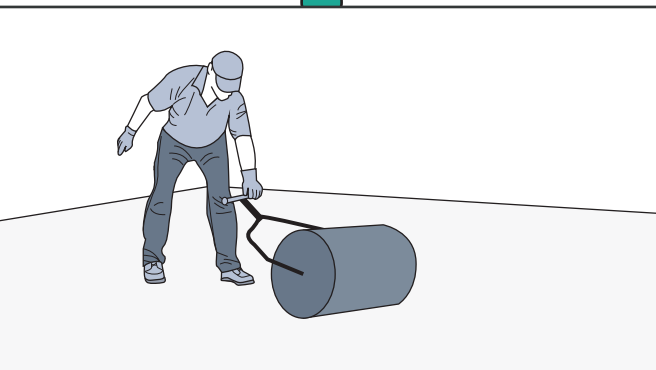
Low rise foam adhesive is applied in ribbons

1 STEP



Membrane is installed after foam adhesive rises

2 STEP



Seams are welded and a weighted roller is used to aid adhesion

3 STEP

Fleece-back Adhered with Low Rise Foam

Alternatively, TremPly TPO Fleece-back can be adhered with our low Rise Foam Adhesive. The results will impress everyone, as will benefits such as:

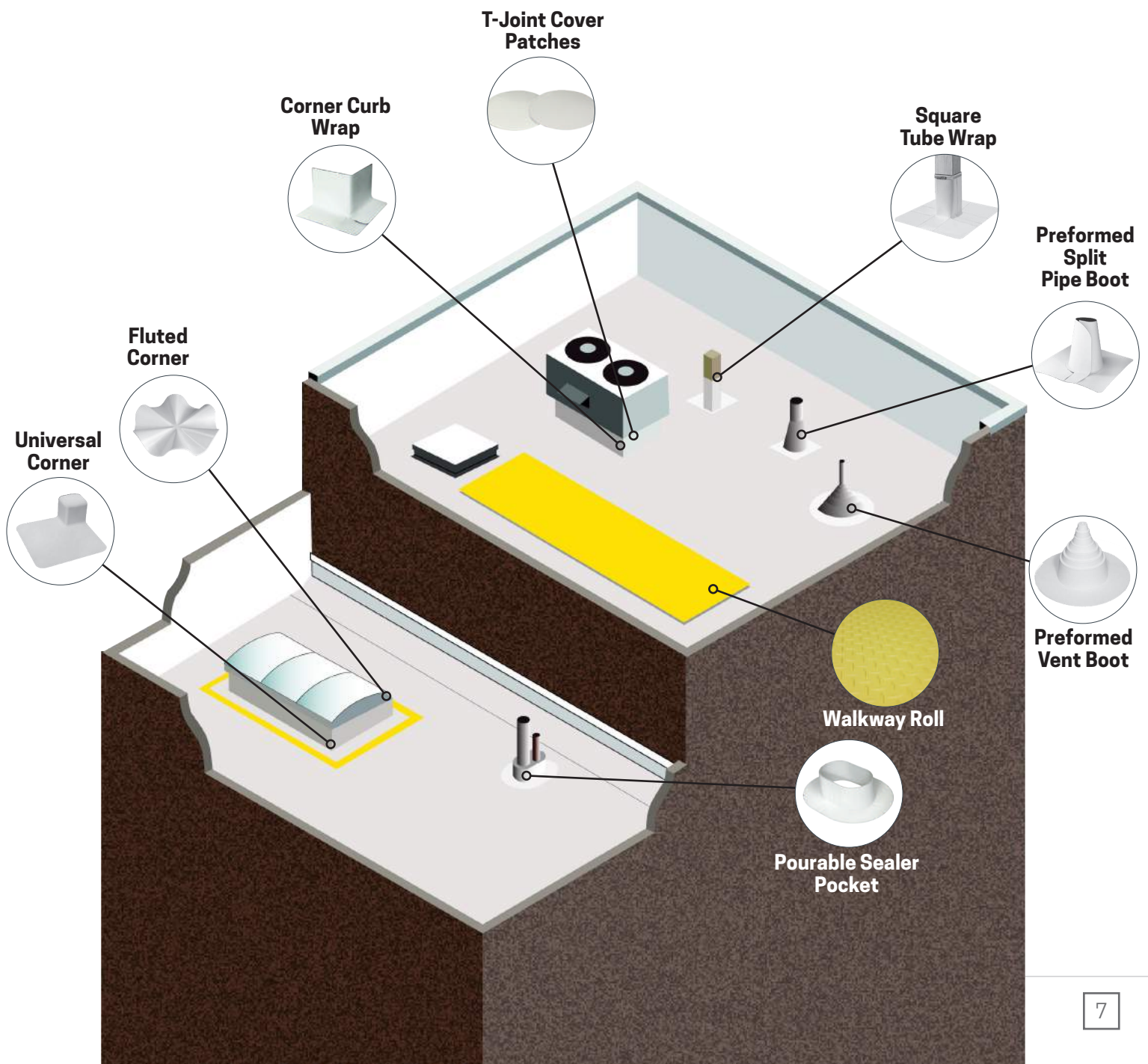
- Quick installation, up to 50% faster than traditional installed TPO systems
- A great choice for occupied spaces and offers low-VOC with little to no odor
- Increased puncture resistance
- Excellent wind uplift ratings
- Smooth appearance that is visually appealing
- Works great as a hybrid configuration for phased roofing construction

Note – Substrate, membrane, and outside temperatures must be 40°F (4.4°C) and rising. Application temperatures above 50°F (10°C) are recommended to allow easier adhesive application.



Full Line of TremPly TPO Accessories Designed to Save Across the Board

The TremPly TPO product line also features innovative TPO accessories designed to help save time, material and labor expenses.. The pre-fabricated accessories are easy to install, help reduce wasted material, and eliminate the need to design a workaround for drains, flashing strips, corners, etc. A full list of accessory sheets are available on www.tremcoroofing.com.





For more information,
contact your local Tremco
Roofing Representative

3735 Green Road
Beachwood, OH 44122
U.S. 800-852-6013

50 Beth Neelson Drive
Toronto, Ontario M4H 1M6
Canada: 800-668-9879

Tremco Roofing and Building Maintenance features TremPly TPO single ply systems that are economical, ENERGY STAR qualified and fire-resistant. They offer excellent UV protection, and their reflectivity can help lower a facility's energy use. Our TremPly systems can be adhered without the need of fasteners that can penetrate the roof deck, applied in either hot or cold adhesives, and maintain FM Global approvals. We can also incorporate additional roofing plies with some of our single ply systems to create a "hybrid" roofing system. Used in a multi-ply configuration, our single ply membranes are an excellent choice for vegetated roofing systems, both for waterproofing and as a root barrier.

